

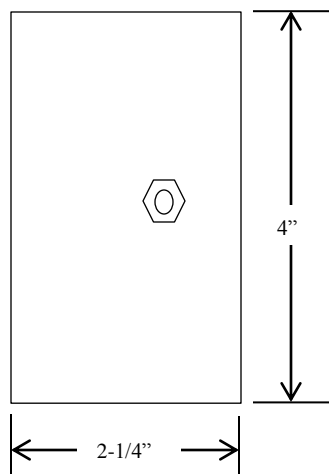
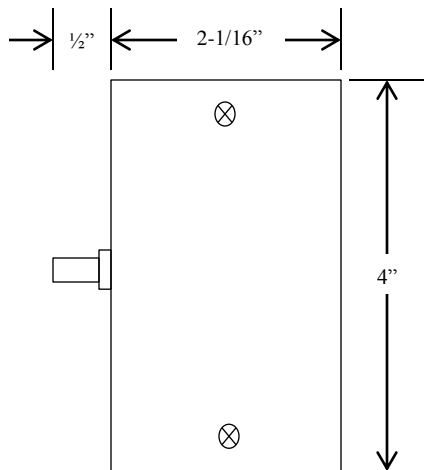
# IS-1

## INTERLOCK SWITCH

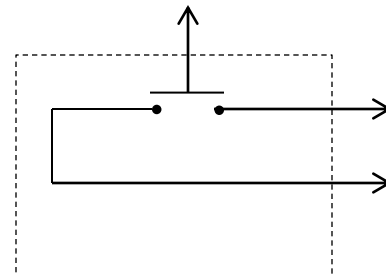


- INTERIOR FLUSH MOUNT
- INTERLOCK SWITCH FOR PASS DOOR
- INCLUDES HARDWARE
- NORMALLY CLOSED CONTACT THAT BREAK WHEN ACTIVATED

## DIMENSIONS



## WIRING



230 Route 206, Suite 206  
Flanders, NJ 07836  
(800) 942-6682 \* (973) 584-6682 Fax  
info@mmtcinc.com